

2020-2021 PA Student Assistance Program Liaison Services

The Pennsylvania Department of Human Services and Department of Drug and Alcohol Programs collaborate to provide the Joint Quarterly Reporting System (JQRS) to collect data from agencies who provide SAP liaison services. As representatives of the county drug and alcohol (D&A) and mental health (MH) systems, professionally trained liaisons provide support to school SAP teams and families through community and/or school-based screenings/assessments and other services for drug and alcohol and/or mental health related concerns. Below is an overview of the data reported by 102 liaison providers and agencies for the 2020/21 school year. Data may not be comparable to prior years due to school and agency disruptions during the COVID-19 pandemic.

Liaison Activity

46,391 School Consultations

41,946 Parent Discussions

29,139 Team Meetings

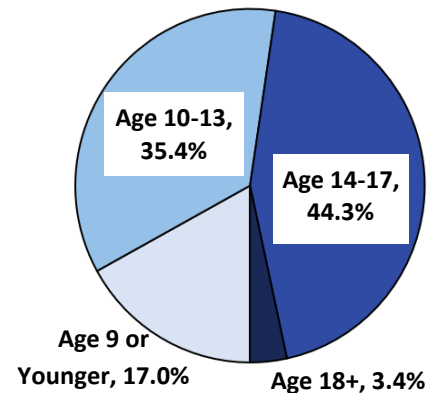
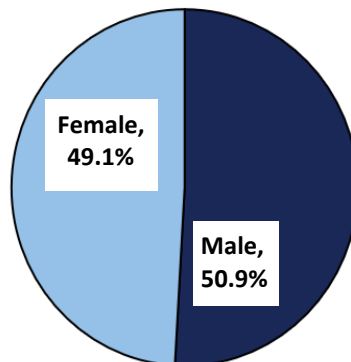
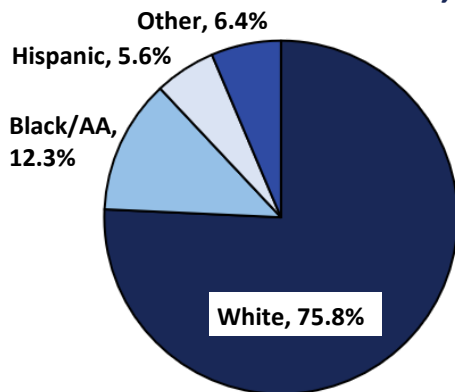
Suicide Ideation Screening

In 2020-2021, a total of 11,122 students were screened or assessed for suicide ideation.

- 9.7% reported current or recent suicide ideation (past week)
- 24.1% reported a past history of suicide ideation
- 26.5% of students that reported current or history of suicide ideation also reported past history of suicide attempt

Screening and Assessment Demographics

21,616 screens and assessments



NOTE: Not all reporting agencies provide screening and assessment services and, of those who do, not all provide both screenings and assessments for all schools served. Due to variation in services provided by agency and by school, some students represented in these totals were both screened and assessed and some received only a screening or only an assessment.

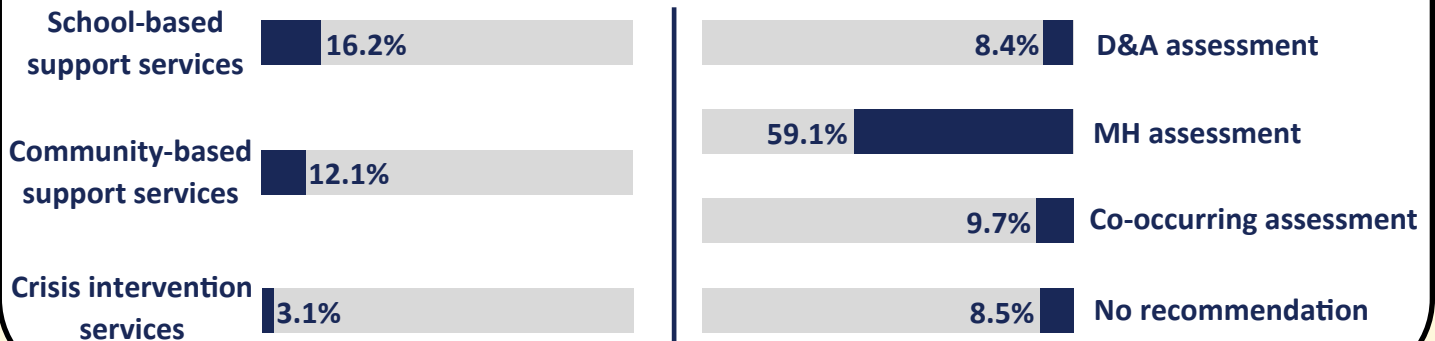
To learn more about SAP in Pennsylvania, visit <http://pnsas.org/>



2020-2021 PA Student Assistance Program Liaison Services

Screening Recommendations

Percent of 10,468 screenings receiving recommendation



Assessment Results

11,148 total assessments

10.3% D&A, 74.4% MH, 15.4% Co-occurring



Percent of total assessments receiving D&A or MH Referral

D&A Referral

DA Outpatient - 5.7%

Other Support Services - 3.4%

School Based - 2.3%

DA Early Intervention - 1.7%

DA Intensive Outpatient - 0.4%

Community Based - 0.4%

Other Treatment - 1.1%

No Referral - 2.2%

MH Referral

54.7% - Psychiatric Outpatient

24.5% - Other Support Services

22.2% - School Based

11.4% - Community Based

8.5% - Other Treatment

7.2% - Referral for Further Assessment

6.0% - FBMHS or BHRS

1.8% - Referral to Crisis Intervention

1.8% - Psychiatric Partial Hospitalization

0.7% - Psychiatric Inpatient and Residential

Screenings and assessments may result in multiple recommendations and referrals, particularly with Co-occurring assessments. Because of this, percentages are unlikely to sum to 100%.